



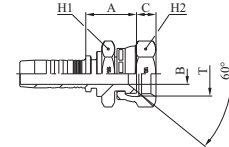
MULTIFIT TYPE



JIS STANDARD CONNECTIONS

M23811

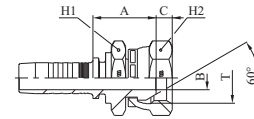
JIS BSP FEMALE 60° CONE SEAT (TOYOTA) - JIS B 8363 (CRIMPED-BACK NUT)



PART. REF.	HOSE BORE			THREAD	DIMENSIONS mm					
	DN	inch	Size		T	B	A	C	H ₁	H ₂
M23811-04-04	6	1/4"	-04	1/4" - 19	4,0	18,5	8,3		19	19
M23811-06-06	10	3/8"	-06	3/8" - 19	7,0	23,1	10,0		22	22
M23811-08-08	12	1/2"	-08	1/2" - 14	9,3	23,0	11,5		27	27
M23811-12-12	19	3/4"	-12	3/4" - 14	15,0	26,0	13,5		32	32
M23811-16-16	25	1"	-16	1" - 11	19,8	30,3	14,5		38	38

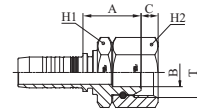
M20711

JIS BSP FEMALE 60° CONE (NISSAN) - JIS B 8363 (CRIMPED-BACK NUT)



M20712

JIS BSP FEMALE 60° CONE (NISSAN) - JIS B 8363 (THRUST-WIRE NUT)



PART. REF.	HOSE BORE			THREAD	DIMENSIONS mm					
	DN	inch	Size		T	B	A	C	H ₁	H ₂
M20711-04-04	6	1/4"	-04	1/4" - 19	4,0	22,5	4,5		19	19
M20711-06-06	10	3/8"	-06	3/8" - 19	7,0	24,6	6,4		22	22
M20711-08-08	12	1/2"	-08	1/2" - 14	9,3	26,4	6,7		27	27
M20712-10-08	16	5/8"	-10	1/2" - 14	9,3	28,8	6,5		27	27
M20712-10-12	16	5/8"	-10	3/4" - 14	15,0	30,7	9,0		32	32
M20711-12-12	19	3/4"	-12	3/4" - 14	15,0	30,0	8,9		32	32
M20712-16-16	25	1"	-16	1" - 11	19,8	35,5	10,5		38	38