



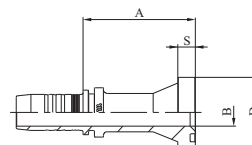
MULTIFIT TYPE



ORIGINAL EQUIPMENT CONNECTIONS

M23911

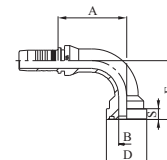
STRAIGHT SUPERCAT FLANGE



PART. REF.	HOSE BORE			FLANGE	DIMENSIONS mm				
	DN	inch	Size		B	A	D	S	
M23911-12-12	19	3/4"	- 12	3/4"	15,0	74,5	41,5	14,3	
M23911-16-16	25	1"	- 16	1"	19,8	86,8	47,7	14,3	
M23911-16-20	25	1"	- 16	1.1/4"	26,0	92,3	54,0	14,3	
M23911-20-20	31	1.1/4"	- 20	1.1/4"	26,0	86,0	54,0	14,3	
M23911-24-24	38	1.1/2"	- 24	1.1/2"	32,0	94,0	63,6	14,3	

M23991

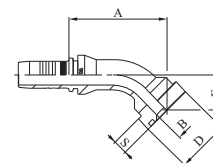
90° SUPERCAT FLANGE



PART. REF.	HOSE BORE			FLANGE	DIMENSIONS mm				
	DN	inch	Size		B	A	D	E	S
M23991-12-12	19	3/4"	- 12	3/4"	15,0	64,5	41,5	64,5	14,3
M23991-16-16	25	1"	- 16	1"	19,8	77,5	47,7	76,5	14,3
M23991-16-20	25	1"	- 16	1.1/4"	26,0	75,5	54,0	80,5	14,3
M23991-20-20	31	1.1/4"	- 20	1.1/4"	26,0	85,5	54,0	87,0	14,3

M23941

45° SUPERCAT FLANGE



PART. REF.	HOSE BORE			FLANGE	DIMENSIONS mm				
	DN	inch	Size		B	A	D	E	S
M23941-12-12	19	3/4"	- 12	3/4"	15,0	77,0	41,5	32,0	14,3
M23941-16-16	25	1"	- 16	1"	19,8	89,5	47,7	36,5	14,3
M23941-16-20	25	1"	- 16	1.1/4"	26,0	92,5	54,0	40,5	14,3
M23941-20-20	31	1.1/4"	- 20	1.1/4"	26,0	99,0	54,0	41,5	14,3

