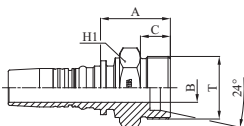


M31210

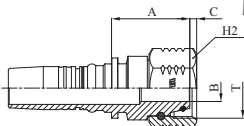
METRIC MALE 24° CONE SEAT HEAVY DUTY - DIN 20066 / ISO 12151-2



PART. REF.	HOSE BORE			THREAD	PIPE	DIMENSIONS mm				
	DN	inch	Size			T	mm	B	A	C
M31210-10-30	16	5/8"	- 10	M 30x2	20	12,0	36,8	16,0		30
M31210-12-30	19	3/4"	- 12	M 30x2	20	14,5	38,5	16,0		32
M31210-12-36	19	3/4"	- 12	M 36x2	25	14,5	43,4	18,0		36
M31210-16-36	25	1"	- 16	M 36x2	25	19,5	45,0	18,0		36
M31210-16-42	35	1"	- 16	M 42x2	30	19,5	46,8	20,0		46
M31210-20-52	31	1.1/4"	- 20	M 52x2	38	25,0	55,0	22,0		55
M31210-24-52	38	1.1/2"	- 24	M 52x2	38	30,5	55,6	22,0		55

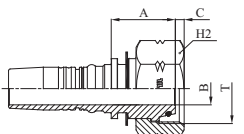
M41612

METRIC O-RING FEMALE 24° CONE HEAVY DUTY - DIN 20066 / ISO 12151-2 (THRUST-WIRE NUT)



M41613

METRIC O-RING FEMALE 24° CONE HEAVY DUTY - DIN 20066 / ISO 12151-2 (SLIP-ON NUT)



PART. REF.	HOSE BORE			THREAD	PIPE	DIMENSIONS mm				
	DN	inch	Size			T	mm	B	A	C
M41613-10-30	16	5/8"	- 10	M 30x2	20	12,0	37,1	3,5		36
M41612-10-24	16	5/8"	- 10	M 24x1,5	16	9,3	31,0	4,0		30
M41612-12-30	19	3/4"	- 12	M 30x2	20	12,5	43,9	3,2		36
M41613-12-36	19	3/4"	- 12	M 36x2	25	14,5	42,1	3,4		41
M41613-12-42	19	3/4"	- 12	M 42x2	30	19,0	35,8	5,3		50
M41612-16-36	25	1"	- 16	M 36x2	25	16,0	46,8	4,1		41
M41613-16-42	25	1"	- 16	M 42x2	30	19,5	46,3	5,3		50
M41613-16-52	25	1"	- 16	M 52x2	38	26,0	50,5	8,0		60
M41612-20-42	31	1.1/4"	- 20	M 42x2	30	19,0	47,5	6,1		50
M41613-20-52	31	1.1/4"	- 20	M 52x2	38	26,0	41,7	8,0		60
M41612-24-52	38	1.1/2"	- 24	M 52x2	38	29,0	52,5	8,8		60