



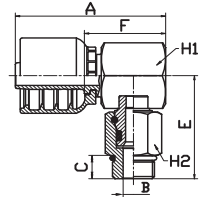
# OPNS TYPE



## SAE OR BOSS STANDARD CONNECTIONS

### OPNS14390\*

90° SAE SWIVEL MALE O-RING BOSS TYPE - SAE J516/J514

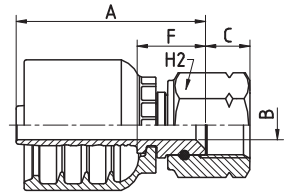


PART. REF.	HOSE BORE			THREAD	DIMENSIONS inch						
	DN	inch	Size		B	A	C	E	F	H <sub>1</sub>	H <sub>2</sub>
OPNS14390-06-06	10	3/8"	- 06	9/16" - 18	0.27	1.95	0.39	1.57	0.79	0.87	0.67
OPNS14390-06-08	10	3/8"	- 06	3/4" - 16	0.27	1.95	0.44	1.80	0.79	0.87	0.87
OPNS14390-08-08	12	1/2"	- 08	3/4" - 16	0.37	2.09	0.44	1.93	0.87	1.06	0.87

\* NOT MADE FROM SOLID STOCK

### OPNS22612

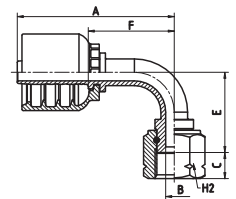
SAE FEMALE 45° CONE SEAT - SAE J516/J512  
(THRUST-WIRE NUT)



PART. REF.	HOSE BORE			THREAD	DIMENSIONS inch					
	DN	inch	Size		B	A	C	F	H <sub>2</sub>	
OPNS22612-06-06	10	3/8"	- 06	5/8" - 18	0.28	1.81	0.43	0.65	0.87	
OPNS22612-12-12	19	3/4"	- 12	1.1/16" - 14	0.59	2.33	0.57	0.89	1.26	

### OPNS22692

90° SAE FEMALE SWEPT ELBOW 45° CONE SEAT  
SAE J516/J512 (THRUST-WIRE NUT)



PART. REF.	HOSE BORE			THREAD	DIMENSIONS inch					
	DN	inch	Size		B	A	C	E	F	H <sub>2</sub>
OPNS22692-06-06	10	3/8"	- 06	5/8" - 18	0.28	2.56	0.43	1.30	1.40	0.87
OPNS22692-12-12	19	3/4"	- 12	1.1/6" - 14	0.59	3.88	0.57	2.28	2.44	1.26