

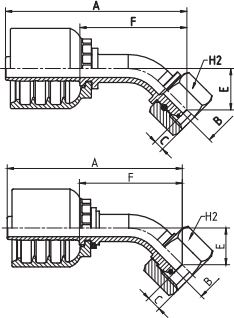


# OPNS TYPE

## BSP STANDARD CONNECTIONS

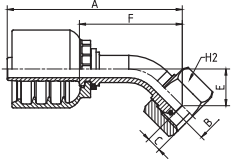
### OPNS20842

45° BSP O-RING FEMALE 60° CONE - BS5200 (THRUST-WIRE NUT)



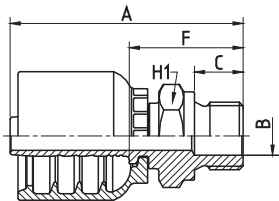
### OPNS20843

45° BSP O-RING FEMALE 60° CONE - BS5200 (SLIP-ON NUT)



PART. REF.	HOSE BORE			THREAD	DIMENSIONS inch					
------------	-----------	--	--	--------	--------------------	--	--	--	--	--

	DN	inch	Size		B	A	C	E	F	H <sub>2</sub>
OPNS20843-06-06	10	3/8"	- 06	3/8" - 19	0.28	2.91	0.24	0.73	1.75	0.87
OPNS20843-08-08	12	1/2"	- 08	1/2" - 14	0.37	3.27	0.26	0.81	2.05	1.06
OPNS20842-10-10	16	5/8"	- 10	5/8" - 14	0.49	3.85	0.38	1.08	2.50	1.18
OPNS20842-12-12	19	3/4"	- 12	3/4" - 14	0.61	4.23	0.33	1.14	2.80	1.26
OPNS20842-16-16	25	1"	- 16	1" - 11	0.78	5.46	0.42	1.40	3.56	1.50
OPNS20842-20-20	31	1.1/4"	- 20	1.1/4" - 11	1.02	6.06	0.41	1.54	4.00	1.97
OPNS20842-24-24	38	1.1/2"	- 24	1.1/2" - 11	1.26	7.09	0.49	1.77	4.65	2.36
OPNS20842-32-32	51	2"	- 32	2" - 11	1.65	7.88	0.63	1.85	5.28	2.76



### OPNS10610

BSP MALE FLAT SEAT

PART. REF.	HOSE BORE			THREAD	DIMENSIONS inch					
------------	-----------	--	--	--------	--------------------	--	--	--	--	--

	DN	inch	Size		B	A	C	F	H <sub>1</sub>	
OPNS10610-06-06	10	3/8"	- 06	3/8" - 19	0.37	2.26	0.47	1.11	0.87	
OPNS10610-06-08	10	3/8"	- 06	1/2" - 14	0.51	2.36	0.55	1.20	1.06	
OPNS10610-08-08	12	1/2"	- 08	1/2" - 14	0.51	2.45	0.55	1.22	1.06	
OPNS10610-12-12	19	3/4"	- 12	3/4" - 14	0.71	2.83	0.63	1.40	1.26	