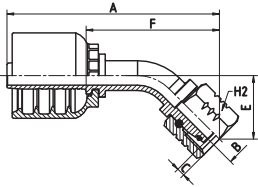




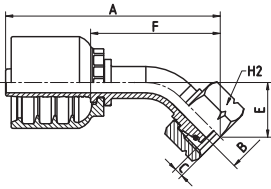
OPNS TYPE

METRIC 24° O-RING STANDARD CONNECTIONS



OPNS21542

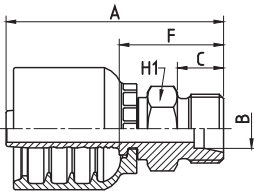
45° O-RING METRIC FEMALE SWEEP ELBOW 24° CONE L.T.
DIN 20066/3865 (THRUST-WIRE NUT)



OPNS21543

45° O-RING METRIC FEMALE SWEEP ELBOW 24° CONE L.T.
DIN 20066/3865 (SLIP-ON NUT)

PART. REF.	HOSE BORE		SIZE	THREAD	PIPE	DIMENSIONS inch					
	DN	inch				B	A	C	E	F	H ₂
OPNS21542-06-16	10	3/8"	- 06	M 16x1.5	10	0.24	3.03	0.12	0.85	1.87	0.75
OPNS21543-06-18	10	3/8"	- 06	M 18x1.5	12	0.28	2.87	0.09	0.65	1.71	0.87
OPNS21543-06-22	10	3/8"	- 06	M 22x1.5	15	0.37	2.93	0.09	0.71	1.77	1.06
OPNS21543-08-22	12	1/2"	- 08	M 22x1.5	15	0.37	3.27	0.09	0.75	2.05	1.06
OPNS21543-10-26	16	5/8"	- 10	M 26x1.5	18	0.49	3.79	0.10	1.04	2.44	1.26
OPNS21543-12-30	19	3/4"	- 12	M 30x2	22	0.59	4.23	0.14	1.12	2.80	1.42
OPNS21543-16-36	25	1"	- 16	M 36x2	28	0.78	5.24	0.15	1.26	3.35	1.61
OPNS21543-20-45	31	1.1/4"	- 20	M 45x2	35	1.02	5.98	0.20	1.42	3.92	1.97
OPNS21543-24-52	38	1.1/2"	- 24	M 52x2	42	1.26	7.05	0.20	1.75	4.61	2.36



OPNS11210

METRIC MALE 24° CONE SEAT H.T. - DIN 20066/3861

PART. REF.	HOSE BORE		SIZE	THREAD	PIPE	DIMENSIONS inch				
	DN	inch				B	A	C	F	H ₁
OPNS11210-06-18	10	3/8"	- 06	M 18x1.5	10	0.28	2.22	0.47	1.07	0.75
OPNS11210-06-20	10	3/8"	- 06	M 20x1.5	12	0.28	2.30	0.47	1.15	0.87
OPNS11210-06-22	10	3/8"	- 06	M 22x1.5	14	0.31	2.38	0.55	1.22	0.87
OPNS11210-08-24	12	1/2"	- 08	M 24x1.5	16	0.37	2.47	0.55	1.24	0.94
OPNS11210-10-30	16	5/8"	- 10	M 30x2	20	0.59	2.76	0.63	1.41	1.18
OPNS11210-12-30	19	3/4"	- 12	M 30x2	20	0.59	2.89	0.63	1.46	1.18
OPNS11210-12-36	19	3/4"	- 12	M 36x2	25	0.78	3.05	0.71	1.61	1.42
OPNS11210-16-36	25	1"	- 16	M 36x2	25	0.78	3.56	0.71	1.67	1.42
OPNS11210-16-42	25	1"	- 16	M 42x2	30	0.98	3.64	0.79	1.74	1.81
OPNS11210-20-52	31	1.1/4"	- 20	M 52x2	38	1.18	4.06	0.87	1.99	2.17