

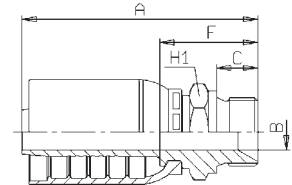
OPS TYPE



BSP STANDARD CONNECTIONS

OPS10510

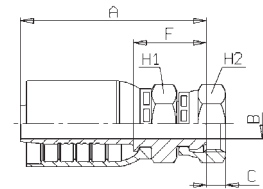
BSP MALE PARALLEL 60° CONE SEAT - BS5200



PART. REF.	HOSE BORE			THREAD	DIMENSIONS inch				
	DN	inch	Size		B	A	C	F	H ₁
OPS10510-06-04	10	3/8"	- 06	1/4" - 19	0.20	2.18	0.43	1.02	0.75
OPS10510-06-06	10	3/8"	- 06	3/8" - 19	0.31	2.26	0.47	1.11	0.87
OPS10510-06-08	10	3/8"	- 06	1/2" - 14	0.43	2.36	0.55	1.20	1.06
OPS10510-08-06	12	1/2"	- 08	3/8" - 19	0.31	2.33	0.47	1.11	0.87
OPS10510-08-08	12	1/2"	- 08	1/2" - 14	0.43	2.45	0.55	1.22	1.06
OPS10510-10-12	16	5/8"	- 10	3/4" - 14	0.67	2.70	0.63	1.35	1.26
OPS10510-12-12	19	3/4"	- 12	3/4" - 14	0.67	3.59	0.63	1.50	1.26
OPS10510-16-16	25	1"	- 16	1" - 11	0.89	4.00	0.75	1.67	1.61

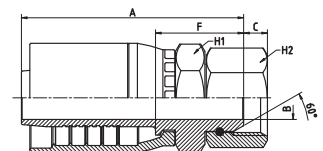
OPS20711

BSP FEMALE 60° CONE - BS5200 (CRIMPED-BACK NUT)



OPS20712

BSP FEMALE 60° CONE - BS5200 (THRUST-WIRE NUT)



PART. REF.	HOSE BORE			THREAD	DIMENSIONS inch					
	DN	inch	Size		B	A	C	F	H ₁	H ₂
OPS20711-06-06	10	3/8"	- 06	3/8" - 19	0.28	2.13	0.25	0.97	0.87	0.87
OPS20711-08-08	12	1/2"	- 08	1/2" - 14	0.37	2.26	0.26	1.04	1.06	1.06
OPS20712-12-12	19	3/4"	- 12	3/4" - 14	0.55	3.46	0.35	1.37	1.25	1.25
OPS20712-16-16	25	1"	- 16	1" - 11	0.75	3.86	0.42	1.53	1.62	1.62
OPS20712-20-20	31	1.1/4"	- 20	1.1/4" - 11	0.97	4.56	0.39	1.96	1.97	1.97