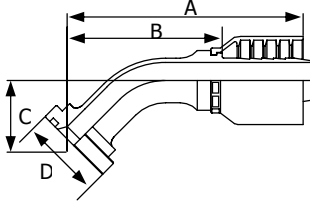
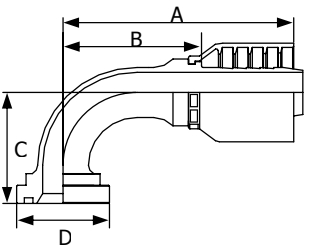


HOSE CONNECTORS - ONE PIECE - TWO WIRE

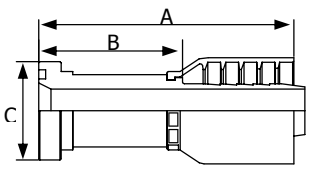
45° SAE CODE 61 FLANGE - 3000 PSI

43FL45	Part N°	Hose Bore			Flange	Dimensions			
		Size	Inch	DN		A	B	C	D
	43FL45-12-12	12	3/4"	20	3/4"	114	77	1 1/2	27
	43FL45-16-12	16	1"	20	3/4"	92	56	1 3/4	25
	43FL45-16-16	16	1"	25	1"	103	67	1 3/4	27
	43FL45-20-20	20	1 1/4"	32	1 1/4"	114	72	2	29

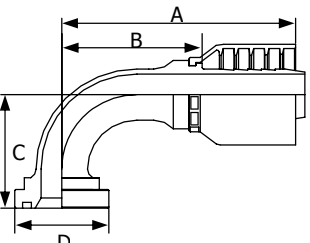
90° SAE CODE 61 FLANGE - 3000 PSI

43FL90	Part N°	Hose Bore			Flange	Dimensions			
		Size	Inch	DN		A	B	C	D
	43FL90-12-12	12	3/4"	20	3/4"	99	58	1 1/2	59
	43FL90-12-16	12	3/4"	20	1"	102	63	1 3/4	72
	43FL90-16-16	16	1"	25	1"	120	73	1 3/4	72
	43FL90-16-20	16	1"	25	1 1/4"	121	74	2	79
	43FL90-20-20	20	1 1/4"	32	1 1/4"	125	81	2	80

SAE CODE 62 FLANGE - 6000 PSI

43FP	Part N°	Hose Bore			Flange	Dimensions		
		Size	Inch	DN		A	B	C
	43FP-16-16	16	1"	25	1"	94	84	1 7/8

90° SAE CODE 62 FLANGE - 6000 PSI

43FP90	Part N°	Hose Bore			Flange	Dimensions			
		Size	Inch	DN		A	B	C	D
	43FP90-16-16	16	1"	25	1"	120	73	1 7/8	78